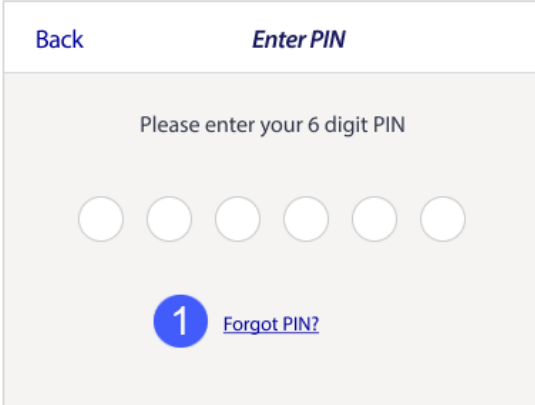


# How to guide

## Managing your mobile PIN to access the mobile app to do mobile banking and generate secure code.

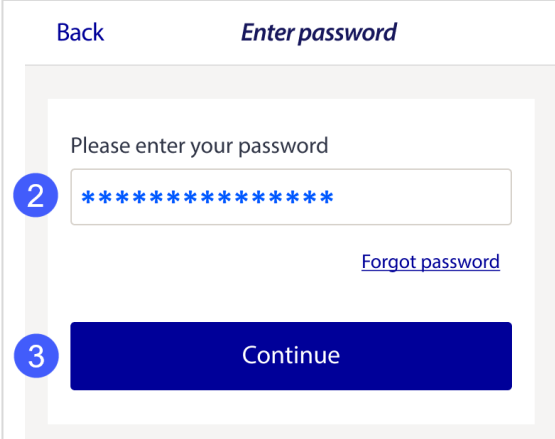
There are slight visual variations for iOS vs Android devices.

Step 1: To reset your 6 digit mobile PIN, click 'Forgot PIN?'



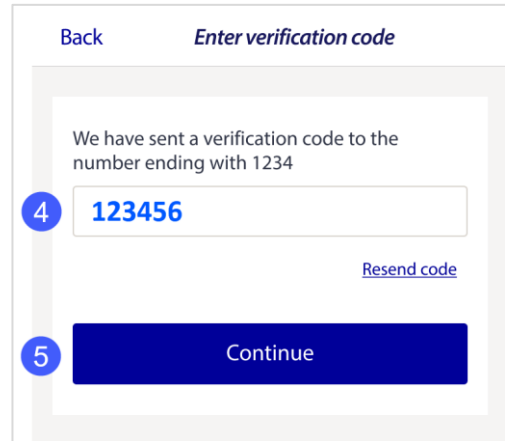
Step 2: Enter your password

Step 3: Click 'Continue'



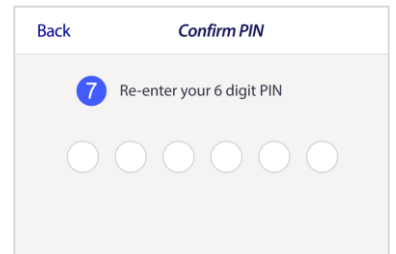
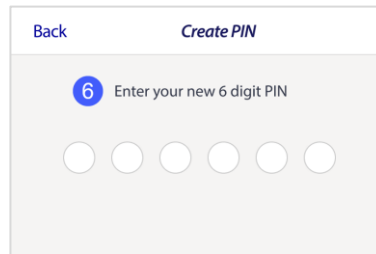
Step 4: A verification code will be sent to your mobile number. Enter the code

Step 5: Click 'Continue'



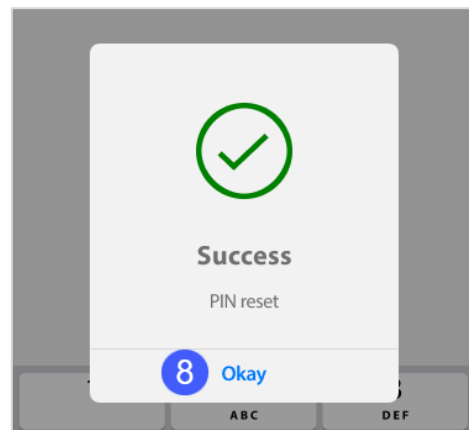
Step 6: Enter your new 6 digit PIN

Step 7: Re-enter your 6 digit PIN to confirm



**Note:** A pop up will appear to confirm that the PIN reset has been successful

Step 8: Click 'Okay' to log in with the new PIN



Step 9: Click 'Login to mobile banking'

Step 10: Enter the newly created 6 digit PIN

You will be able to log in successfully and view accounts

